

SHOULD WE HAVE A TOWER GROUP?



Do we want a tower group that helps keep us connected and is fun and easy to use?

NO

Are you sure?
How do you know if you've never tried?
One message can be sent to reach all of your band.
Why not have a go?

YES

Great!
Now we can all see tower conversations in one place. But are you happy about security?

Choose wisely!
Check the news for past incidents and see if they've been fixed.
Do try one!

NO

YES

Amazing!
Now let's get on with using this high-speed way of connecting us all.

Off we go!

WHICH FREE VIDEO CONFERENCING PLATFORM CAN WE USE?



Good for:
100 participants
Across all systems
Across all devices

The race leader that's ramped up its security. The free version stops at 40 min. Re-click to rejoin.
To get started:
<https://tinyurl.com/sn38bto>



Good for:
50 participants
Across all systems
Across all devices

The oldest and still way up there for ease of use and security.
To get started:
<https://tinyurl.com/zvxyqpm>



Good for:
100 participants
Across all systems
Across all devices

Less known but a great conference tool.
To get started:
<https://tinyurl.com/y8jh6br8>




Good for:
50 participants
Brand new and still being rolled out worldwide

Worth the wait? Facebook's long history of poor data safety means we need to wait and see if this is a safe environment to use.

MAKE A TOWER GROUP IN WhatsApp




www.ringingteachers.org
 @RingingTeachers

Start here!
Do you have WhatsApp on your phones?

NO

Download WhatsApp free from the App Store or from Google Play. Tap on the names you want to invite to your WhatsApp address book.

YES

Maybe you could try something simpler – perhaps just keeping in touch with your band by phone, email and text messaging.


Launch WhatsApp

For IOS:
Go to *chats*. Tap on *New Group*. Tap *Add Participants*. Tap *next*. Tap *Group Subject* (name). Tap *Create*.

For ANDROID:
Go to *chats*. Go to *settings*. Tap on *New Group*. Tap *Add Participants*. When done, tap green arrow. Give group a name. Tap green arrow.

Congratulations!
You are now ready to easily exchange info about tower diaries, reply to requests for help, share photos and video-call your group.

NO


 Tap the video icon to group-call up to 8 people.

YES

Did everything work out successfully?

MAKE A TOWER GROUP IN FACEBOOK MESSENGER




www.ringingteachers.org
 @RingingTeachers

Start here!
Does the group have enough enthusiasm and people for this to work?

YES

Do you have Facebook?

YES

NO

Maybe you could try another group, like WhatsApp, Zoom, Skype or Google Meet. Or just keep in touch by phone, email and text messages.

NO

Make a 'shell' FB account
Go to Facebook.com Fill out boxes under *create a new account*. Skip the profile photo & adding friends section. Click *sign up* button.


Go to the App Store or Google Play and download Messenger as a separate item.

Congratulations!
You are now ready to easily change messages about tower diaries or reply to urgent requests for help, post photos of outings and memorable events.

Launch Messenger

For IOS:
Tap *compose* on the right. Tap *names* & then *done*. Your group is now made. Tap *names* in activity bar. Tap *edit* to change group name or photo.

For ANDROID:
Tap *compose 'pen'*. Tap *Create a new group*. Tap *names*. Tap *next*. Name your group. Tap *Create*.

 Tap the video icon to group-call up to 8 people.